

CHAINEXTRA-(T) ¹	0	0	0	0	0	0	JA - Ingen manchét
CHAINEXTRA-SC ¹	120	120	120	120	120	120	JA
CHAINEXTRA-MC ¹	175	175	175	175	175	175	JA
CHAINEXTRA-LC ¹	210	210	210	230	230	230	JA
CHAINEXTRA-LC(T) ¹	210	210	210	230	230	230	JA
CHAINEXTRA LC(D) ¹	210	210	210	230	230	230	JA
CHAINEXTREM ¹	0	0	0	0	0	0	NEJ - BEGGE HÆNDER - Ingen manchét
CHAINEXPERT ¹	0	0	0	0	0	0	JA - Ingen manchét
CHAINEXPERT-(D)(T) ¹	0	0	0	0	0	0	JA - Ingen manchét
CHAINEXPERT-SC ¹	100	100	100	100	100	100	NEJ - BEGGE HÆNDER
CHAINEXPERT-MC ¹	170	170	170	170	170	170	NEJ - BEGGE HÆNDER
CHAINEXPERT-LC (D)(T) ¹	220	220	220	220	220	220	NEJ - BEGGE HÆNDER
CHAINEXPERT-XXC (D)(T) ¹	565	610	610	750	750	770	NEJ - Eksisterer i venstre eller højre
CHAINEXPERT-WGA ¹	565	610	610	750	750	770	NEJ - BEGGE HÆNDER
CHAINEXIUM-SCA ¹	100	100	100	100	100	100	NEJ - BEGGE HÆNDER
CHAINEXIUM-LCA ¹	200	200	200	200	200	200	NEJ - BEGGE HÆNDER
CHAINEXIUM-LCA(D) ¹	200	200	200	200	200	200	NEJ - BEGGE HÆNDER

INSTRUCTIONS FOR USE HONEYWELL CHAINMAIL PROTECTIVE GLOVES WITH & WITHOUT CUFFS: CHAINEX2000, CHAINEXTRA, CHAINEXTREM, CHAINEXPERT, CHAINEXIUM Eng

GENERAL REMARKS

These instructions for use are intended for supervisors and users of HONEYWELL metal chainmail protective gloves. If you have any questions, please contact the manufacturer or your local after-sales service.

AREAS OF USE

HONEYWELL metal chainmail protective gloves provide sure protection against cuts and other injuries for all jobs which entail manipulating a knife or similar tool in the direction of the hand or forearm. These gloves are worn particularly when using knives in abattoirs, meat processing plants, industrial kitchens and businesses cutting and filleting meat, fish, game and poultry. They can also be employed when using knives in the plastics, leather, textile and paper industries as well as for laying floor coverings or similar jobs.

The metal chainmail protective gloves type CHAINEXTRA provide sure protection against cuts and other injuries for all jobs which entail manipulating powered knives commonly used in clothing factories, in slaughterhouses and in meat cutting plants. The edges of the blades may be quite smooth, coarsely honed,

against cuts when meat cutting but they don't protect the forearm from cuts that could happen during cutting or deboning operations.

- Consult the machinery manufacturer's information. Use the metal chainmail protective glove type CHAINEXTRA if it's explicitly stated to be suitable.
- The protection offered by a metal chainmail protective glove type CHAINEXTRA is limited to very light contact with powered knife blades of the defined types.
- The oversized metal chainmail protective gloves type CHAINEXTRA are particularly likely to be caught up in machines with moving part.
- The metal chainmail protective gloves type CHAINEXTRA are free of nickel or have an emission of nickel of less than 0,5 µg/cm² per week. The wrist straps comply with the regulation (EC) n° 1935/2004 of October 2004 regarding the materials and objects destined to be in contact with food products.

INSTRUCTIONS FOR THE SELECTION AND WEARING OF HONEYWELL METAL CHAINMAIL PROTECTIVE GLOVES

- The glove size specified must be the correct size for the user's hands. The gloves should fit the hands perfectly while allowing sufficient freedom of movement for the fingers (see table below – glove sizes with colour codes)
- The cuff size specified must be the correct size for the user's forearm and be appropriate for the degree of protection required. Gloves are available without cuffs, with cuffs (forearm protection) and with sleeves (protection up to the shoulder). Trailing ends of the wrist strap or straps beyond the buckle should be cut off if they are longer than 25 mm (see table below).
- The metal chainmail protective sleeves type CHAINEXPERT-WGA must be worn with a metal chainmail protective glove with cuff to avoid any eventual slit or opening between the glove and the sleeve.
- Trailing ends of the wrist strap of the metal chainmail protective glove type CHAINEXTRA beyond the buckle should be cut off if they are longer than 25 mm.

CARE & MAINTENANCE

To ensure optimum protection, HONEYWELL gloves should be kept in perfect condition for use. Use the correct amount of cleaning products and disinfectant to ensure that fabric and plastic straps do not deteriorate prematurely (CHAINEX2000 and CHAINEXTRA gloves). It is important to keep a sufficient number of gloves permanently in stock to ensure that they are available at all times.

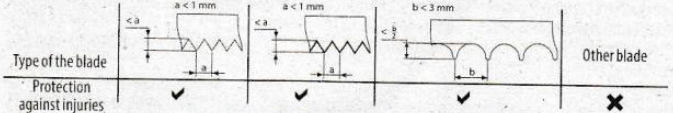
Only the manufacturer or a specialist approved by the manufacturer is authorized to repair these gloves. They guarantee that only parts made by the manufacturer will be used (HONEYWELL SAFETY PRODUCTS PLANCHER BAS).

finely serrated or scalloped. These knives need to be distinguished from cutting blades with saw-tooth edges with teeth above 1 mm in height, which generally are unsafe to use with chain mail gloves. These gloves have to be used during cutting but also during blade changing, blade cleaning, guard adjustment and moving the tool.

SAFETY INSTRUCTIONS

The following safety measures should be observed when using HONEYWELL gloves:

- Read these instructions carefully before use and observe them in every respect. The supervisor should make sure that the user has fully understood these instructions for use.
- Every day before use check that the gloves are in perfect condition.
- If you notice any defect on the gloves, report it to the supervisor at once.
- The supervisor should ensure that defective gloves are replaced immediately.
- Use only the spare parts made by the manufacturer (HONEYWELL SAFETY PRODUCTS PLANCHER BAS).
- In no circumstances must these gloves be modified.
- These gloves will conduct electricity and should not be worn near electrical appliances or equipment.
- These gloves will only protect against cuts and other injuries caused by knives or manual cutting equipment. Before use with motorized knives (electric or pneumatic), check the height of the teeth to make sure that there is no risk of getting caught on them (standard prEN 14328)
- The metal chainmail protective sleeves type CHAINEXPERT-WGA only provide a protection of the forearm, the arm up to the shoulder. They don't have to be worn alone for all jobs which entail manipulating a knife or similar tool in the direction of the hand; they must be worn with a metal chainmail protective glove with cuff.
- You must clean the gloves following the method exactly as described in these instructions.
- The metal chainmail protective gloves type CHAINEXTRA provide protection against cuts due to powered knives when the edges of the blades may be quite smooth, coarsely honed, finely serrated or scalloped. These knives need to be distinguished from cutting blades with saw-tooth edges with teeth above 1 mm in height, which generally are unsafe to use with chain mail gloves.



- The metal chainmail protective gloves type CHAINEXTRA (without cuff) provide protection of the hand

Any glove showing signs of abnormal wear or missing chainmail must be replaced immediately by a glove in good condition. Only the manufacturer is authorised to repair defective gloves or to declare a glove beyond repair.

CLEANING & STORAGE

At least once a day HONEYWELL gloves should be scrubbed vigorously in hot soapy water (50°C) or in a mixture of hot water (50°C) and detergent. They can also be cleaned in a washing machine. After washing, the gloves should be rinsed in water at a minimum temperature of 82°C. To disinfect them, use only products approved by the food safety authorities.

After cleaning, store the gloves in a cool, dry and well ventilated place.

Do not clean chainmail protective gloves and chainmail protective gloves with cuff by knocking them against a hard surface.

RECOMMENDATIONS

HONEYWELL gloves have been designed and made in conformity with European Standard EN 1082-1. They have been designed to be used in normal working conditions. Do not use knives with a blade measuring less than 12,5 mm in width at a point 20mm from the tip.

HONEYWELL gloves type CHAINEXTRA have been designed and made in conformity with European Standard EN 14328. They have been designed to be used in normal working conditions.

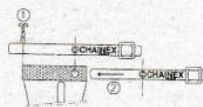
GUARANTEES & LIMITS OF LIABILITY

HONEYWELL metal chainmail protective gloves are all checked (materials and workmanship) before delivery. It is the responsibility of the purchaser and the user to inspect them on receipt and before use. Claims regarding defective products must be made within 5 days of receipt of the goods. The manufacturer's guarantee is limited solely to the replacement or refund of the purchase price of the defective product. The manufacturer accepts no liability for gloves not repaired in its own workshops. No guarantee can be given in the manufacturer's stead or place. Any guarantee other than those indicated above is excluded by the manufacturer, particularly in the event of misuse or use not in conformity with instructions (see Instructions for Use).

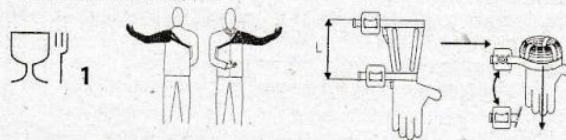
GLOVE SIZES

Strap colour	Brown	Green	White	Red	Blue	Orange
Glove size	0	1	2	3	4	5
	super small	extra small	small	medium	large	extra large

CHANGE OF STRAP (CHAINEXTRA)



CUFF LENGTH AND REVERSIBILITY



Type	L (mm)						Reversibility (left-right)
	0	1	2	3	4	5	
CHAINEX2000 *	0	0	0	0	0	0	YES - no cuff
CHAINEX2000-SC	115	115	115	115	115	115	YES
CHAINEX2000-MC	185	185	185	185	185	185	YES
CHAINEX2000-LC	205	205	205	220	220	235	YES
CHAINEX2000-PC	195	195	215	215	215	235	NO - available in left or right
CHAINEX2000-XXC	640	685	685	825	825	845	NO - available in left or right
CHAINEXTRA	0	0	0	0	0	0	YES - no cuff
CHAINEXTRA-(T) ¹	0	0	0	0	0	0	YES - no cuff
CHAINEXTRA-SC ¹	120	120	120	120	120	120	YES
CHAINEXTRA-MC ¹	175	175	175	175	175	175	YES
CHAINEXTRA-LC ¹	210	210	210	230	230	230	YES
CHAINEXTRA-LC(T) ¹	210	210	210	230	230	230	YES
CHAINEXTRA LC(D) ¹	210	210	210	230	230	230	YES
CHAINEXTREM ¹	0	0	0	0	0	0	NO - ambidextrous - no cuff
CHAINEXPERT ¹	0	0	0	0	0	0	YES - no cuff
CHAINEXPERT-(D)(T) ¹	0	0	0	0	0	0	YES - no cuff
CHAINEXPERT-SC ¹	100	100	100	100	100	100	NO - ambidextrous
CHAINEXPERT-MC ¹	170	170	170	170	170	170	NO - ambidextrous
CHAINEXPERT-LC (D)(T) ¹	220	220	220	220	220	220	NO - ambidextrous
CHAINEXPERT-XXC (D)(T) ¹	565	610	610	750	750	770	NO - available in left or right
CHAINEXPERT-WGA ¹	565	610	610	750	750	770	NO - ambidextrous
CHAINEXIUM-SCA ¹	100	100	100	100	100	100	NO - ambidextrous
CHAINEXIUM-LCA ¹	200	200	200	200	200	200	NO - ambidextrous
CHAINEXIUM-LCA(D) ¹	200	200	200	200	200	200	NO - ambidextrous